

坚固耐用 安全可靠 BUILT TOUGH FOR SAFETY



INSTANT[®] 英司腾
ACCESS

铝合金星型系统脚手架

Aluminium Star System scaffold

广州英司腾工业设备有限公司
Guangzhou InstantAccess Industrial Equipment Co., Ltd.

Aluminium Star system scaffold 铝合金星型系统脚手架

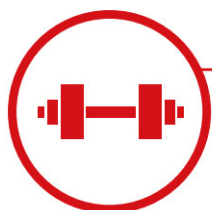
The Aluminium Star system scaffold composed of prefabricated components.
铝合金星型系统脚手架由预制零部件根据实际需要组装使用。

Structural connections within the Star structure system are based on the proven principle of a wedge lock.

INSTANT英司腾的星型连接器是楔形结构，坚固耐用，这种结构已被广泛接受和应用（包括钢架系统）。



Why aluminium 为什么用铝合金？




LIGHTER 更轻便

Constructed from high strength Aluminium alloy .Aluminium system weighs 50% less than comparable steel systems
采用高强度铝合金制造，铝合金星型脚手架系统比同等钢铁结构脚手架系统重量轻50%。



FASTER 更快捷

Reduced component weights and a lower volume of components means assembly times can be reduced by over 20%
减轻了部件重量并减少了组件体积，因此可以节省20%以上的组装和拆卸时间。




SAFER 更安全

Lighter components reduce the risk of injury and long term physical strain on workers
减轻了部件重量后，能降低工人长期工作的身体劳损及受伤的风险。



REDUCED COST 降低成本

Up to 30% reduction in labour, transport and storage costs
可以节省高达30%的劳动力及储运成本。



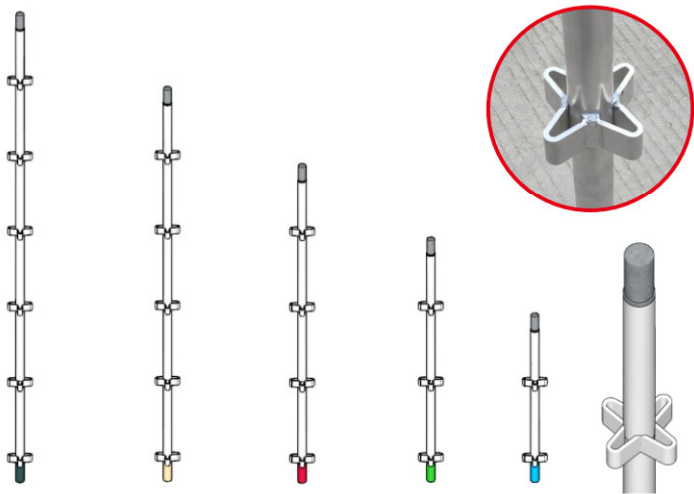
The basic components of the scaffold system are Vertical Standards, Transoms, Ledgers, Double Ledgers and Vertical-diagonal braces.

铝合金星型系统脚手架的基本组成部分包括：立杆、横杆、斜杆、双横杆、底托等部件。

主要特点Features

Standard (with Fixed Spigot) 铝立杆

Aluminium Vertical Standard made from 48.6mm diameter tube. Rosettes fitted at 0.5m spacing.
铝立杆，由48.6mm直径高强度铝合金管制成。星型结构安装在每间隔0.5米间距的位置上。

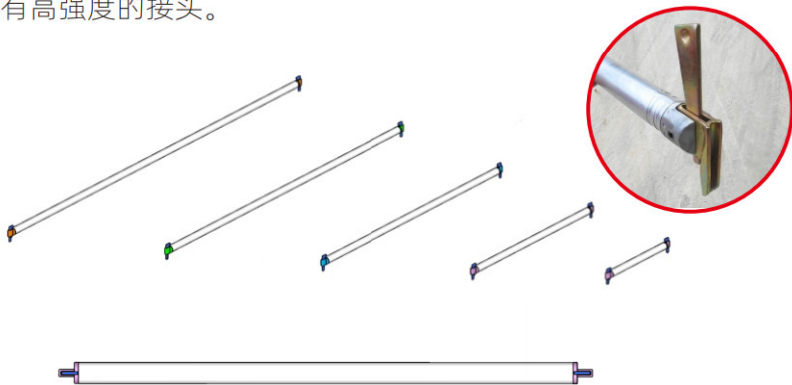


Parts No.部件编码	Height 高度 (m)
STD300	3.0m
STD250	2.5m
STD200	2.0m
STD150	1.5m
STD100	1.0m

Horizontal Brace 铝横杆

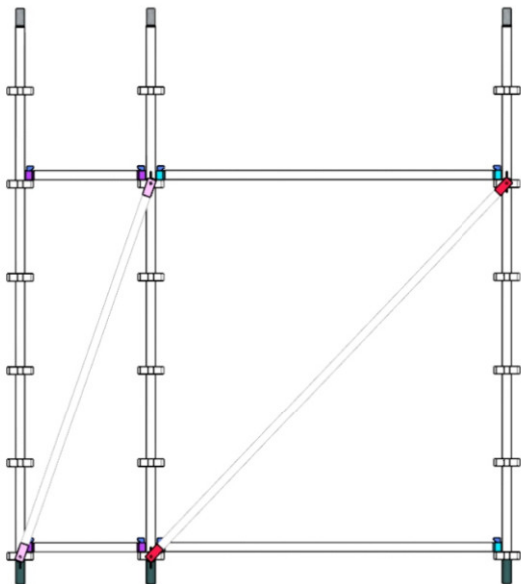
Aluminium Horizontal Brace, made from 48.6mm diameter tube. Fitted with high strength steel fittings.
铝横杆，由48.6mm直径高强度铝合金管制成。装有高强度的接头。

Parts No. 部件编码	Lenght 长度 (m)
ASHB300	3.05m
ASHB250	2.49m
ASHB200	1.91m
ASHB135	1.35m
ASHB75	0.75m



Diagonal Brace 铝斜杆

Aluminium Diagonal Brace made from 48.6mm Tube. Fitted with high strength steel fittings.
For vertical bracing in a structure.
铝斜杆，由48.6直径高强度铝合金管制成。装有高强度的接头，用于结构中的垂直立杆之间的支撑。



Parts No. 部件编码	Lenght 长度 (m)	Parts No. 部件编码	Lenght 长度 (m)
ASDB2013	2.0×1.35m	ASDB2525	2.5×2.5m
ASDB2020	2.0×2.0m	ASDB2530	2.5×3.0m
ASDB2025	2.0×2.5m	ASDB2507	2.5×0.75m
ASDB2030	2.0×3.0m	按实际设计需要可能产生其它规格尺寸，具体以设计图纸和说明为准	
ASHB2007	2.0×0.75m		

Platform 平台板

High Strength Platform in 190mm, 320mm, 500mm and 600mm widths. Provides a strong & light-weight working platform within a structure.

高强度踏板，190mm、320mm、500mm和600mm宽可供选择。提供一个强大承重能力但重量较轻的结构工作平台。

踏板常用为铝木结构（高强度铝合金边框、高密度特种复合木板），也可选用全铝踏板。



Incline Ladder 内爬梯

A ladder that can be attached to transoms to facilitate inclination. 可连接到横杆上倾斜的梯子。

Part No. 部件编码	Height 高度(m)
------------------	-----------------


IL-150	1.5m
IL-200	2.0m
IL-250	2.5m
IL-300	3.0m



Base Jack and Base Collar 调平基座与支撑

High Capacity Steel Base Jacks allow for levelling the scaffold structure. Base Collars allow the scaffold base to be laid out and levelled without erecting standards, resulting in an easier and safer build.

高强度钢制调平基座可以调平脚手架的底部结构。支撑脚套可以保证脚手架底座在没有安装的情况下，能够很好的布置和平整，从而使整架系统更容易安装。



Part No. 部件编码	Height 高度(m)
------------------	-----------------

GDDZ	0.6m base jack
S-DZ	0.6m Swivel base jack



作为专业的厂家，我们还生产一系列不限于以下所示的其它型号产品，以满足不同客户如建筑商、租赁商或商业设施机构等的多样化需求。详情请访问我们的网站。

As a professional manufacturer, we also produce a range of other models that are not limited to the following for different customers, such as builders, renters or managers of commercial facilities. For more information, please visit our website : www.instantaccess.com.cn

地址 Address: 广州市番禺区沙头街南庄路56-58号 NZRD56-58, Lianhu, Shatou, Panyu, GZ
热线 Hotline: (+86) 400-805-8002
电话 Tel: (+86) 020-2906 5322

INSTANT[®] 英司腾
ACCESS

